

**VISION :** Enlightenment Through Education,  
Strength Through Organization.



# **SREE NARAYANA COLLEGE KANNUR**

ACCREDITED BY NAAC WITH 'A' GRADE (AFFILIATED TO KANNUR UNIVERSITY)

Sree Narayana College Kannur, P.O. Thottada, Kannur, Kerala, India - 670 007

✉ [sncollegekannur@gmail.com](mailto:sncollegekannur@gmail.com) ☎ 0497 - 2731085

🌐 [www.sncollegekannur.ac.in](http://www.sncollegekannur.ac.in)



## **Stakeholders' Feedback on Curriculum**

*Students, Teachers, Alumni & Employer*

**2021-22**

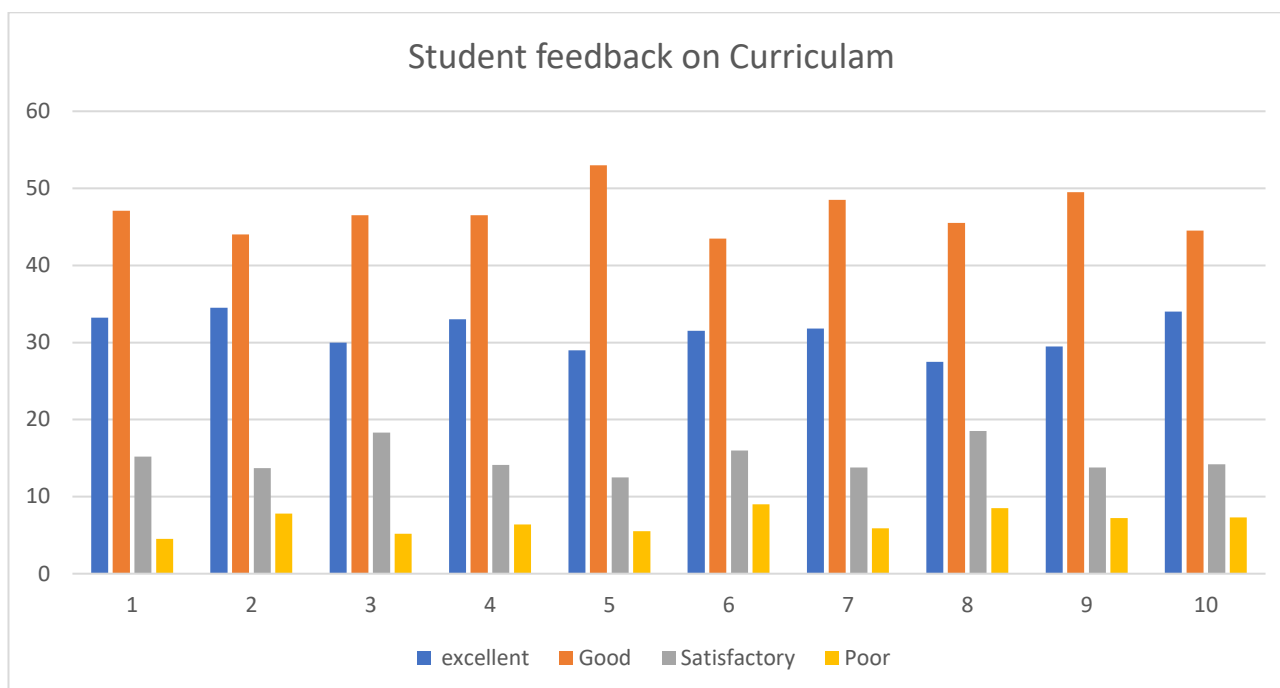
Sree Narayana College, right from its foundation, has become a model of excellence and innovation in the field of education. The college's Institutional Quality Assurance Cell (IQAC) focuses on maintaining quality standards. To achieve this, they collect feedback from students, teachers, alumni, and employers using a structured rating-based form. This feedback plays a crucial role in shaping the college's curriculum and enriching the learning experience. In the 2021-22 session, Sree Narayana College carefully analysed this feedback, showcasing its dedication to continuous improvement and ensuring a high-quality education for its students.

### **STUDENT FEEDBACK ANALYSIS ON CURRICULUM**

The feedback form included 10 questions addressing topics like syllabus depth, real-life relevance, learning benefits, clarity of materials, and motivation for further studies. Students rated each question with four options: Excellent, Good, Satisfactory, and Poor. This feedback is crucial for improving the curriculum's quality and relevance.

The analysis of student feedback for the academic year 2021-22 shows that the curriculum is largely well-received, with many students rating it as excellent or good in terms of relevance to real life, learning value, and overall quality. A significant majority of respondents (78.5%) rated the depth of the syllabus as either excellent or good, indicating strong satisfaction with the comprehensiveness of the syllabus. The curriculum's coverage was rated positively by 82.6% of respondents. The relevance of the curriculum to real-life situations was rated highly by 80.1% of students. The learning value in terms of knowledge, skills, and abilities received positive feedback from 80.6% of respondents. Clarity and relevance of reading materials were considered good by 77% of respondents. The relevance of library materials was well-received, with 80.6% of students rating it as excellent or good. The curriculum's ability to motivate students to pursue higher studies was rated positively by 82% of respondents. The curriculum's attention to student requirements received high marks from 84% of respondents. The curriculum's relevance in empowering students to handle modern life challenges was rated positively by 80.4% of respondents. The overall curriculum was rated highly by 79.5% of students as good. The 7.6% poor rating highlights areas that may need improvement to enhance overall satisfaction.

Questions	Excellent	Good	Satisfactory	Poor
1. Depth of the syllabus	35.3	43.2	14.7	6.8
2. Extent of Coverage of Programme of Study	33.4	49.2	12.7	4.7
3. Relevance to Real Life	33.8	46.3	13.2	6.7
4. Learning Value in Terms of Knowledge, Skills, and Abilities	34.1	46.5	14.6	4.8
5. Clarity and Relevance of Textual Reading Material	30.7	46.3	17.9	5.1
6. Relevance of Library Material	33.2	47.4	15.6	3.8
7. Level of Motivation Generated to Go for Higher Studies	36.7	45.3	11.9	6.1
8. How Far the Curriculum Takes Care of Student Requirements	34.7	49.3	10.3	5.7
9. How Relevant is the Curriculum in Empowering Students to Take Up Challenges of Modern Life	32.6	47.8	13.3	6.3
10. Overall Rate of the Curriculum	36.4	43.1	12.9	7.6



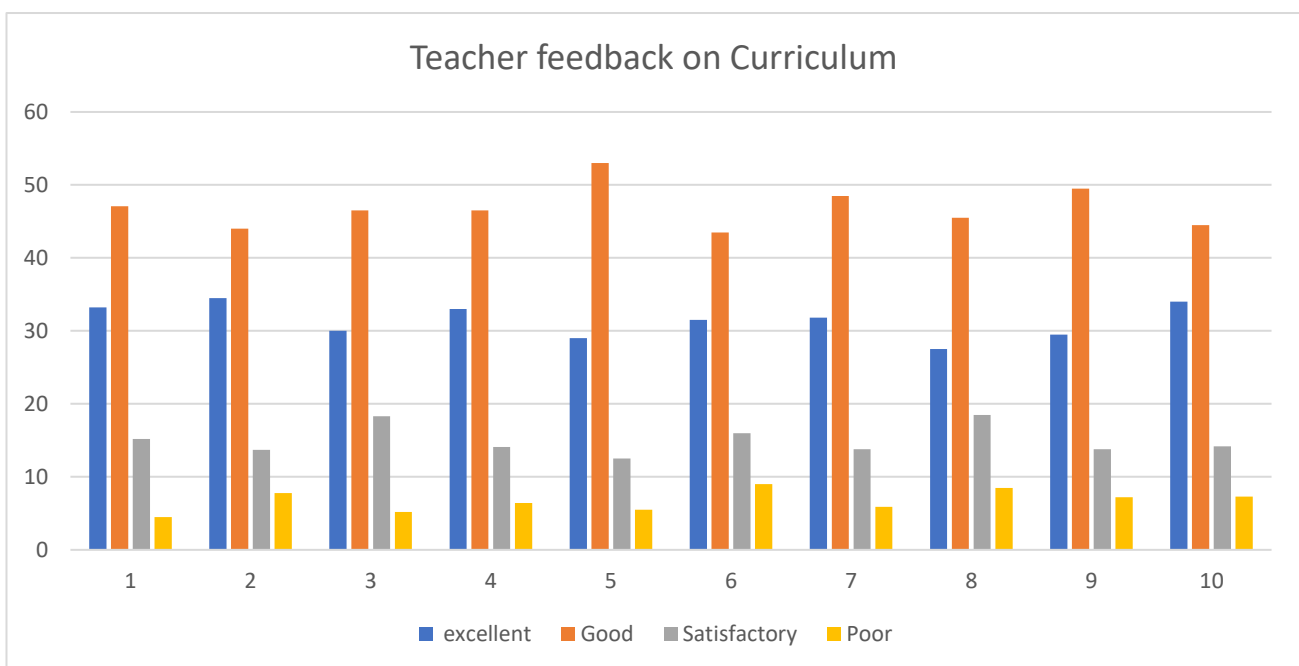
## **TEACHER FEEDBACK ANALYSIS ON CURRICULUM**

This provides a comprehensive analysis of teacher feedback on the curriculum, focusing on various aspects critical to its effectiveness and relevance. The feedback was collected through a google form designed to evaluate the academic content, experiential methods, and overall design of the curriculum.

A significant majority of respondents provided positive feedback on the curriculum, reflecting a high level of satisfaction. The academic content of the syllabus received favourable ratings from 80.3% of respondents. The effectiveness of experiential methods in making the subject meaningful was endorsed by 78.5% of respondents. The curriculum's design in extending the subject to industrial and societal needs received positive feedback from 76.5%. The provisions for professional development were well-regarded by 79.5% of respondents. In terms of interdisciplinary learning, the curriculum was highly rated by 82% of respondents. The syllabus's allowance for new teaching strategies received 75% of all responses as good. The relevance and appropriateness of the prescribed reference materials were positively assessed by 80.3%. However, the adequacy of time given to teachers for syllabus completion was viewed less favourably, with 73% of all responses rating it as good. The curriculum's relevance to real life situations and current trends was positively rated by 79% of respondents. The overall curriculum was rated highly by 78.5% of respondents, with 34% rating it as excellent and 44.5% as good. The 7.3% poor rating indicates areas where improvements could be made to enhance overall satisfaction and effectiveness.

Questions	Excellent	Good	Satisfactory	Poor
1. Academic content of the syllabus	33.2	47.1	15.2	4.5
2. The effectiveness of experiential methods in making the subject meaningful in the curriculum	34.5	44.0	13.7	7.8
3. The curriculum design in enabling students to extend the subject to industrial and societal needs?	30.0	46.5	18.3	5.2

4. The provisions for professional development made in the syllabus	33.0	46.5	14.1	6.4
5. The syllabus and curriculum in facilitating interdisciplinary learning	29.0	53.0	12.5	5.5
6. The syllabus in permitting freedom to adopt new teaching strategies	31.5	43.5	16.0	9.0
7. The books prescribed/listed as reference materials are relevant, updated and appropriate	31.8	48.5	13.8	5.9
8. The adequacy of time given to teachers for the completion of the syllabus during the semester?	27.5	45.5	18.5	8.5
9. The curriculum in terms of its relevance to real-life situations and its reflection of current trends and practices in the respective disciplines	29.5	49.5	13.8	7.2
10. Overall Rate of the Curriculum	34.0	44.5	14.2	7.3

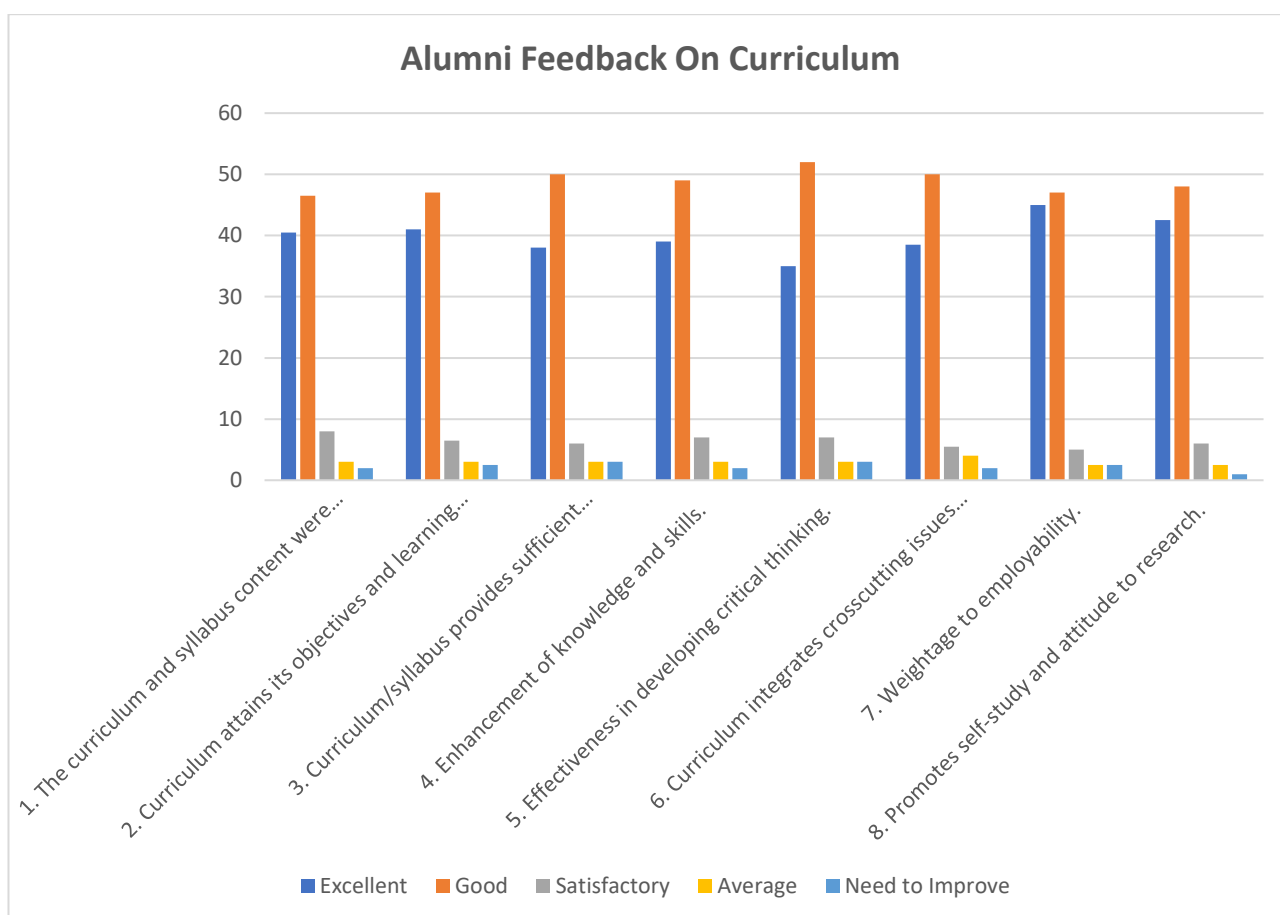


### **ALUMNI FEEDBACK ANALYSIS ON CURRICULUM**

The alumni feedback form consists of questions that truly indicated their satisfaction level of the alumni about the syllabus. Given below are the conclusions obtained by analyzing the alumni feedback for the academic year 2021 - 2022.

The feedback shows that the curriculum is generally well-received, with most responses falling under "Excellent" or "Good." Notably, the content is considered appropriate for higher education (87% rated as Excellent/Good) and effective in achieving its objectives and learning outcomes (88%). It also enhances knowledge and skills (88%) and promotes critical thinking (87%), though slightly lower scores in self-study and research attitude (81%) suggest room for growth in encouraging independent learning. The integration of crosscutting issues and employability weightage are strong (88.5% and 92% respectively), though slight improvements could be made in areas like varied skill options and professional ethics. Overall, the feedback indicates a positive curriculum with minor areas for enhancement.

Questions	Excellent	Good	Satisfactory	Average	Need to Improve
1. The curriculum and syllabus content were appropriate for higher education.	40.5	46.5	8	3	2
2. Curriculum attains its objectives and learning outcomes.	41	47	6.5	3	2.5
3. Curriculum/syllabus provides sufficient option to learn varied skills.	38	50	6	3	3
4. Enhancement of knowledge and skills.	39	49	7	3	2
5. Effectiveness in developing critical thinking.	35	52	7	3	3
6. Curriculum integrates crosscutting issues relevant to Professional Ethics, Gender, Human Values, Environment and Sustainability.	38.5	50	5.5	4	2
7. Weightage to employability.	45	47	5	2.5	2.5
8. Promotes self-study and attitude to research.	42.5	48	6	2.5	1



## **EMPLOYER FEEDBACK ANALYSIS ON CURRICULUM**

The employer feedback form consists of questions that truly indicated their satisfaction level of the alumni about the syllabus. Given below are the conclusions obtained by analyzing the employer feedback for the academic year 2021-22

The combined percentages of "Excellent" and "Very Good" ratings illustrate a strong overall positive perception of graduates' competencies. Attributes such as communication and collaboration, adaptability, and teamwork effectiveness all exceed 75%, indicating that graduates are highly regarded for their ability to work effectively in team environments and tackle challenges. This strong performance in key skills suggests that graduates are not only capable but also prepared to excel in dynamic workplace settings.

However, while the percentages are encouraging, they also reveal some areas for growth. Attributes like planning and organization skills and innovativeness are slightly lower but still above 70%, indicating that while graduates have a solid foundation, there is room for further development. The consistent presence of ratings in the "Average" and "Poor" categories for some attributes suggests that targeted interventions in training and curriculum design could enhance these areas. Overall, the feedback reflects a promising outlook for graduates but emphasizes the importance of continuous improvement to ensure they meet and exceed industry expectations.

Questions	Excellent	Very Good	Good	Average	Poor
1. How effectively do our graduates communicate and collaborate within your teams?	25.0	52.5	15.0	5.0	2.5
2. Rate our graduates' ability to adapt to new challenges and solve problems	20.0	55.5	18.0	5.0	1.5
3. Rate our graduates' ability to develop practical solutions to workplace problems	22.0	51.0	20.0	4.0	3.0
4. Rate our graduates' effectiveness in working as part of a team	24.5	53.0	16.0	5.0	1.5
5. Rate our graduates' planning and organization skills	23.0	50.5	21.0	4.5	1.0
6. Rate our graduates' openness to new ideas and their ability to learn new techniques	21.0	54.0	19.0	4.0	2.0
7. Rate the professionalism and work ethic of our graduates	24.0	50.0	20.0	4.0	2.0
8. How would you assess the technical skills of our graduates in relation to your industry needs?	23.5	51.5	19.0	4.0	2.0
9. Rate our graduates' innovativeness and creativity in their work	20.5	52.0	18.0	7.0	2.5
10. Rate our graduates' ability to build and maintain positive relationships	22.5	50.0	19.5	5.0	3.0
11. Rate our graduates' ability to take on extra responsibilities when needed	24.0	52.0	16.0	6.0	2.0
12. Rate our graduates' commitment to working additional hours when necessary	25.0	50.0	17.0	6.0	2.0
13. How satisfied are you with the contribution of our graduates to your organization?	22.0	53.0	18.0	5.0	2.0
14. Based on your experience, how likely are you to hire more graduates from our institute?	20.5	54.0	19.0	5.5	1.0

## Employer Feedback On Curriculum

